

OMA-206P Portable Process Analyzer

Applied Analytics Data Sheet No. DS-002A



A window into your process since 1994.

The OMA Process Analyzer continuously measures chemical concentrations and physical properties that can be correlated from the 200-1100 nm (UV-Vis / SW-NIR) absorbance spectrum.

Model OMA-206P deploys the OMA design in a highly portable, rugged suitcase enclosure.

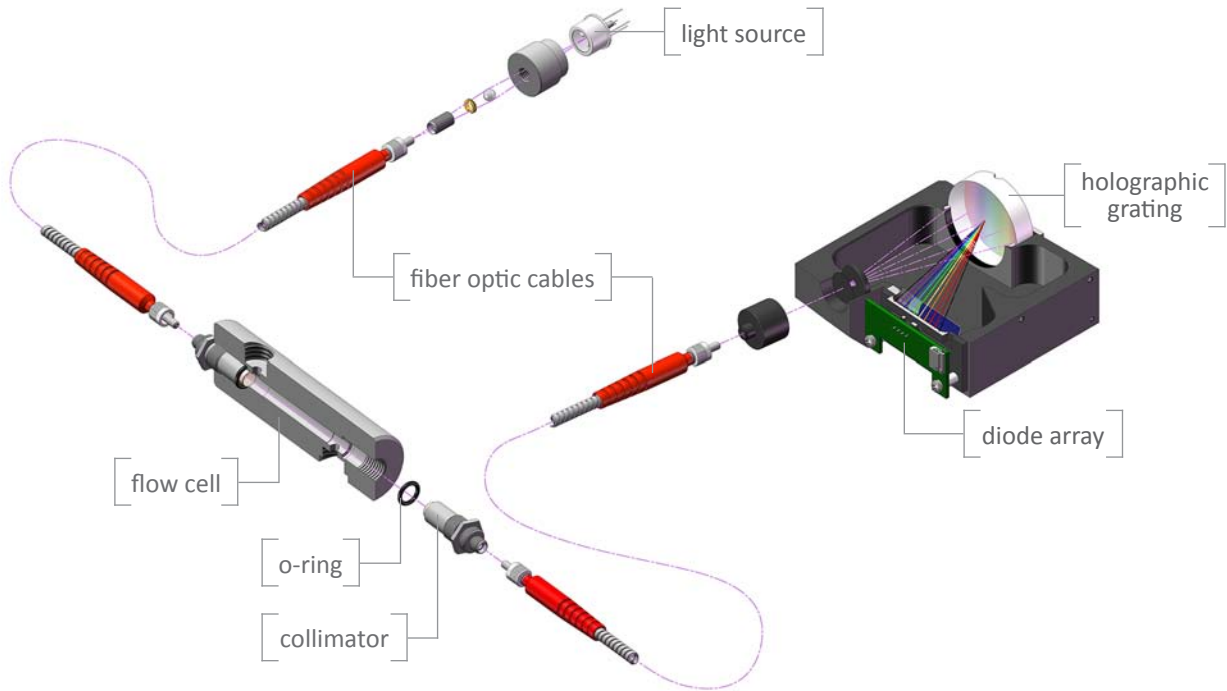
Features

- » Continuously measures up to 5 chemicals' concentrations in a liquid or gas process stream
- » Suitcase enclosure made from Ultra High Impact structurally copolymer for rugged portability
- » Totally solid state build with no moving parts — modern design for low maintenance
- » Decades of field-proven performance in the world's harshest industrial environments

OMA-206P Portable Process Analyzer

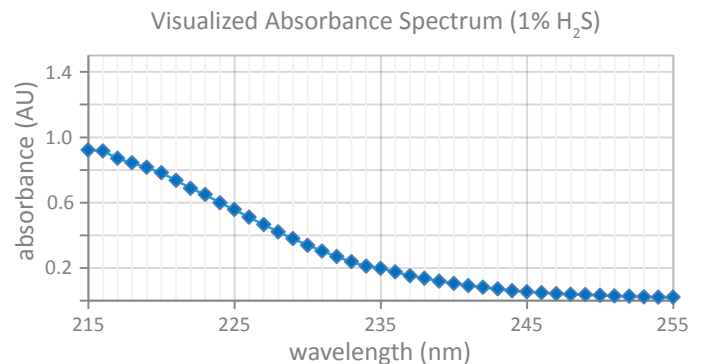
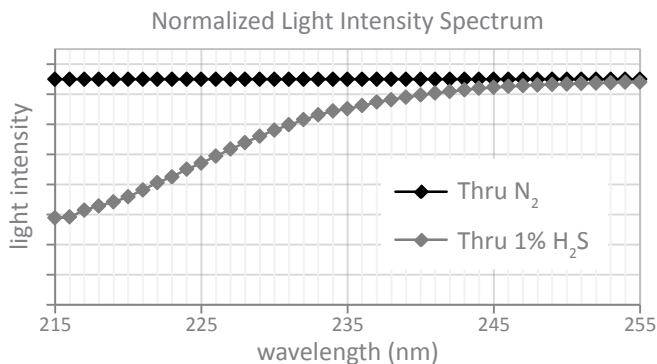
Applied Analytics Data Sheet No. DS-002A

Optical Assembly & Principle of Operation



The OMA measurement cycle is virtually instantaneous, but it can be helpful to visualize it in stages:

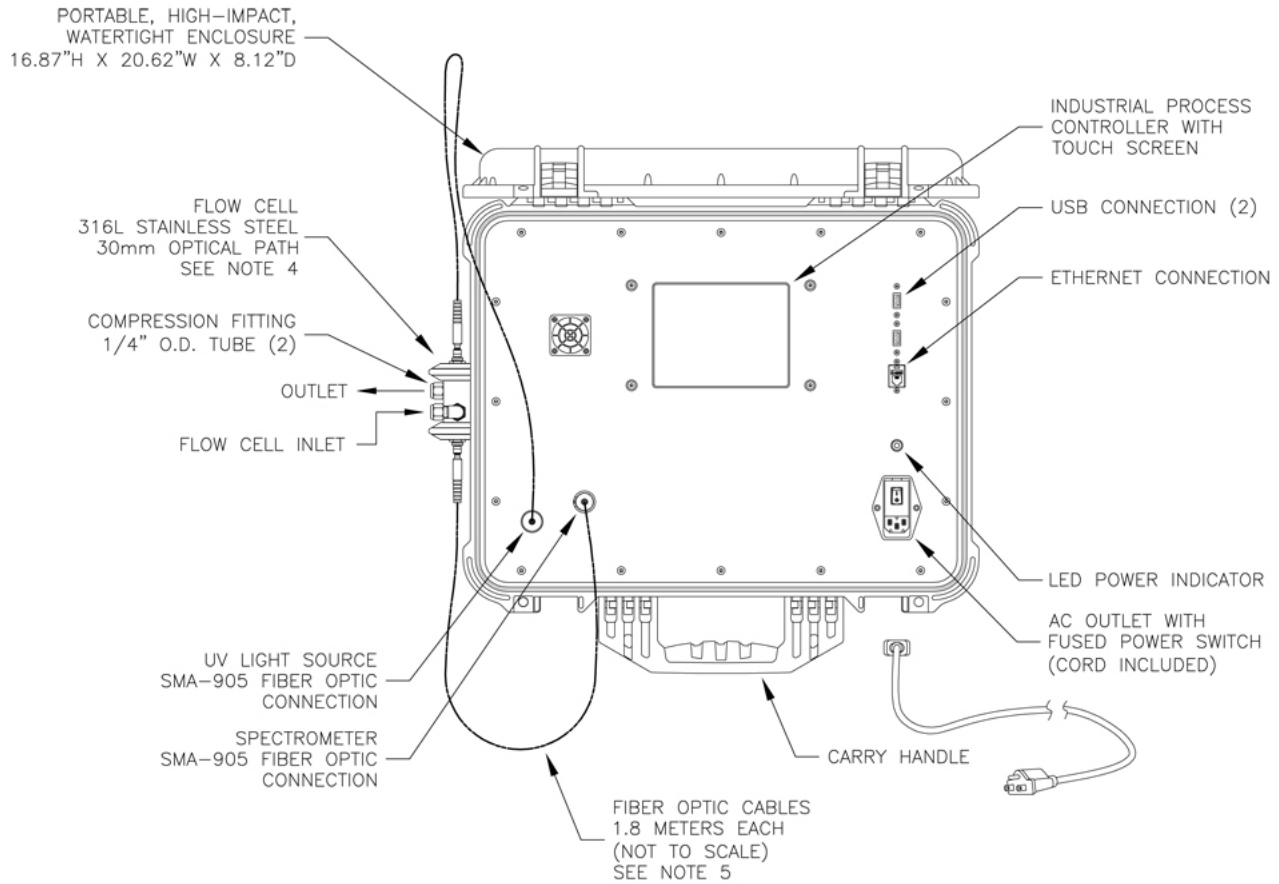
- (1) The white light signal originates in the pulsed Xe lamp that functions as the light source.
- (2) The signal travels via fiber optic cable to the flow cell. A collimator narrows the light beam.
- (3) The signal travels directly across the flow cell, interacting with the continuously drawn process sample.
- (4) The signal exits the flow cell through a collimator, now containing the distinct absorbance imprint of the current chemical composition of the sample.
- (5) The signal travels via fiber optic cable to the spectrophotometer.
- (6) The signal is dispersed by the holographic grating. Each differentiated wavelength is focused onto a designated photodiode within the diode array.
- (7) The absorbance spectrum is measured by plotting the lost light intensity at each wavelength:



OMA-206P Portable Process Analyzer

Applied Analytics Data Sheet No. DS-002A

OMA-206P Technical Drawing



OMA-206P Portable Process Analyzer

Applied Analytics Data Sheet No. DS-002A

All performance specifications are subject to the assumption that the sample conditioning system and unit installation are approved by Applied Analytics. For any other arrangement, please inquire directly with Sales.

Subject to modifications. Specified product characteristics and technical data do not serve as guarantee declarations.

Technical Data	
General	
Measurement Principle	Dispersive UV-Vis / SW-NIR absorbance spectrophotometry
Detector	nova II™ Spectrophotometer Data sheet: http://www.a-a-inc.com/documents/AA_DS201A_novall.pdf
Spectral Range	200-800 nm (UV-Vis model) or 400-1100 nm (SW-NIR model)
Light Source	Standard: pulsed xenon lamp with average 5 year lifespan
Fiber Optic Cables	Standard: 600 µm core 1.8 meter fiber optic cables (qty = 2) Data sheet: http://www.a-a-inc.com/documents/AA_DS206A_FiberOptics.pdf
Sample Medium	Gas or liquid
Sample Introduction	Standard: stainless steel 316L flow cell with application-dependent path length Options in data sheet: http://www.a-a-inc.com/documents/AA_DS207X_FlowCell_All.pdf
Sample Conditioning	Custom design if necessary
Analyzer Calibration	If possible, analyzer is factory calibrated with certified calibration fluids; no re-calibration required after initial calibration; measurement normalized by Auto Zero
Reading Verification	Simple verification with samples or neutral density filters
Human Machine Interface	Applied Analytics standard HMI: industrial controller with touch-screen LCD display Data sheet: http://www.a-a-inc.com/documents/AA_DS202A_HMI.pdf
User Interface	ECLIPSE™ Runtime Software Data sheet: http://www.a-a-inc.com/documents/AA_DS203A_Eclipse.pdf
Data Storage	32GB Solid State Drive Data sheet: http://www.a-a-inc.com/documents/AA_DS204A_SSD.pdf
Enclosure	Suitcase enclosure made from Ultra High Impact structural copolymer. The case is watertight, crushproof, and dustproof. It uses exclusively 1/4" (6.4 mm) neoprene o-ring and ABS latches with perfect seal.
Enclosure Certification	NATO codified; MIL C-4150J; IP-67; STANAG 4280; ATA 300 <i>Please inquire for other certifications.</i>
Measuring Parameters	
Repeatability	±0.5% of scale
Photometric Accuracy	±0.004 AU
Sample Conditions	
Sample Temperature	Using immersion probe: -20 to 150 °C (-4 to 302 °F) Using standard flow cell: -20 to 150 °C (-4 to 302 °F) Using optional sample cooling: up to 1000 °C (1832 °F)
Sample Pressure (max)	Using immersion probe: 100 bar (1470 psig) Using standard flow cell: 206 bar (3000 psi)
Ambient Conditions	
Analyzer Environment	Indoor/Outdoor (no shelter required)
Ambient Temperature	Standard: 0 to 35 °C (32 to 95 °F) With optional temperature control: -20 to 55 °C (-4 to 131 °F) <i>To avoid radiational heating, use of a sunshade is recommended for systems installed in direct sunlight.</i>

OMA-206P Portable Process Analyzer

Applied Analytics Data Sheet No. DS-002A

Revised 16 October 2013

Physical Specifications	
Dimensions	16.87" H x 20.62" W x 8.12" D (428mm H x 524mm W x 206mm D)
Weight	25 lbs. (11 kg)
Wetted Materials	Standard: K7 glass, Viton, stainless steel 316L <i>Various custom materials available — please inquire.</i>
Utility Requirements	
Electrical Requirements	85 to 264 VAC 47 to 63 Hz
Power Consumption	45 watts
Outputs/Communication	
Outputs	1x galvanically isolated 4-20mA analog output per measured analyte 2x digital outputs for fault and SCS control Optional: Modbus TCP/IP; RS-232; RS-485; Fieldbus; Profibus; HART; more
I/O Electronics	Voltage/Current Interface Module (i.e. I/O Board) Data sheet: http://www.a-a-inc.com/documents/AA_DS205A_VCIM.pdf



is a registered trademark of Applied Analytics Group BV. | www.a-a-inc.com

Headquarters + Manufacturing

Applied Analytics, Inc.
Burlington, MA | sales@a-a-inc.com

North America Sales

Applied Analytics North America, Ltd.
Houston, TX | sales@appliedanalytics.us

Europe Sales

Applied Analytics Europe, SpA
Milan, Italy | sales@appliedanalytics.eu

Asia Pacific Sales

Applied Analytics Asia Pte. Ltd.
Singapore | sales@appliedanalytics.com.sg

Middle East Sales

Applied Analytics Middle East (FZE)
Sharjah, UAE | sales@appliedanalytics.ae

Brazil Sales

Applied Analytics do Brasil
Rio de Janeiro, Brazil | sales@aadbl.com.br

India Sales

Applied Analytics (India) Pte. Ltd.
Mumbai, India | sales@appliedanalytics.in

© 2013 Applied Analytics Group BV. Products or references stated may be trademarks or registered trademarks of their respective owners. All rights reserved. We reserve the right to make technical changes or modify this document without prior notice. Regarding purchase orders, agreed-upon details shall prevail.